

# Translating content in Geo Target Plugin

The Geo Target Plugin integrates with WPML for translation of content.

## Translation of texts in the templates

If in the HTML templates the pattern “`{{some text}}`” is used, then “**some text**” will be translatable using the standard WordPress translation using the context “**Site Template**”.

Example:

```
<div class="main_ranking_table">
  [SITES-REPEATER]';
  <div class="item flex-between-wrap" >
    <div class="games">
      {{Text to translate}}
    </div>
  </div>
[/SITES-REPEATER]
</div>
```

In this scenario the brackets will be removed and the text translated if there is any translation to apply.

## Translating fields content









The fields are also translatable in WPML strings translation option.

The domain is a construction of “[site-fields-site\\_](#)” and the [site ID](#), with a name indicating the field name.

### String translation

Select which strings to display: [All strings](#) Select strings within domain: [site-fields-site\\_10 \(8\)](#) Search for:

#### Languages of domains

<input type="checkbox"/>	Domain	Context	Name	View	String
<input type="checkbox"/>	site-fields-site_10		mim_site_10_Content		 Bovada features the previously serviced their
<input type="checkbox"/>	site-fields-site_10		mim_site_10_REVIEW_PAGE_LINK		 #
<input type="checkbox"/>	site-fields-site_10		mim_site_10_DISPLAY_CLASS		 item
<input type="checkbox"/>	site-fields-site_10		mim_site_10_SITE_VISIT_LINK		 #
<input type="checkbox"/>	site-fields-site_10		mim_site_10_BONUS_US		 \$1000
<input type="checkbox"/>	site-fields-site_10		mim_site_10_BONUS_CR		 \$3000
<input type="checkbox"/>	site-fields-site_10		mim_site_10_BONUS_PERCENTAGE		 75%
<input type="checkbox"/>	site-fields-site_10		mim_sitename_10		 Bovada 03A
<input type="checkbox"/>	Domain	Context	Name	View	String

## Translating common text inside field content

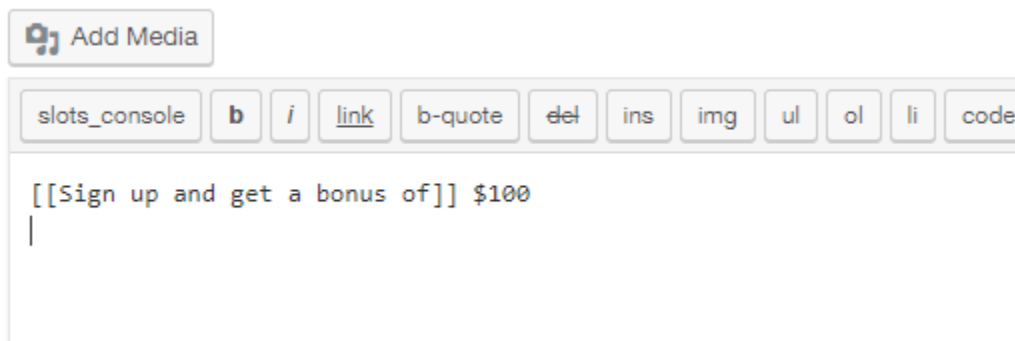
In some cases, you may encounter the need to translate a text over and over in many fields, for these cases you can use a “**common translation**” text and only translating them once.

To do that just include your text between square brackets “[[Common translatable text](#)]”

Example:

Having a field for promotions where what changes on every promotion is the price, you could use the common translatable and only translate it once.

“[[Sign up and get a bonus of]] \$100”



### String translation

Select which strings to display: All strings Select strings within domain: All domains Search for:

Showing only strings that contain *Sign up and get a bonus of* Exit search

Languages of domains

<input type="checkbox"/>	Domain	Context	Name	View	String
<input type="checkbox"/>	Site Fields		Common Text - Sign up and get a bonus of		Sign up and get a bonus of
<input type="checkbox"/>	Domain	Context	Name	View	String

Delete selected strings Change the language of selected strings